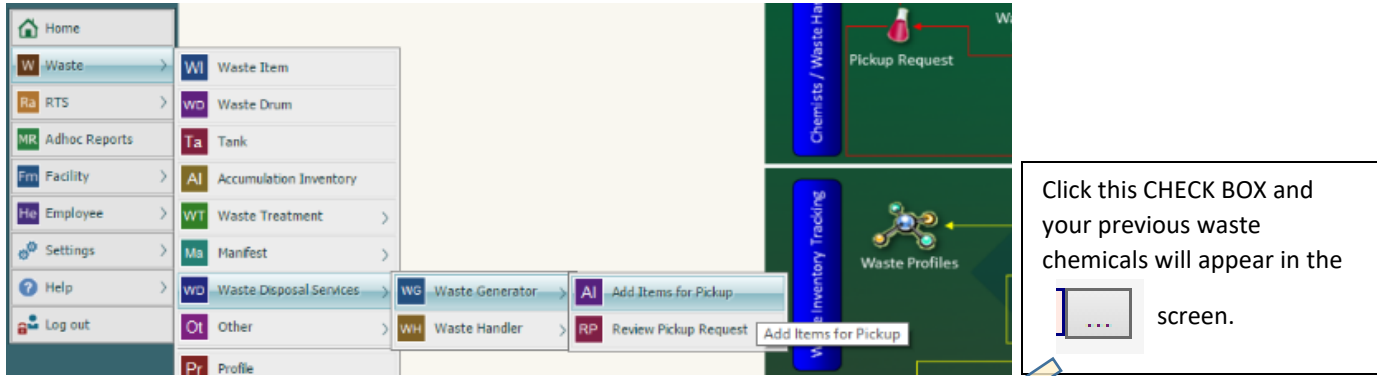
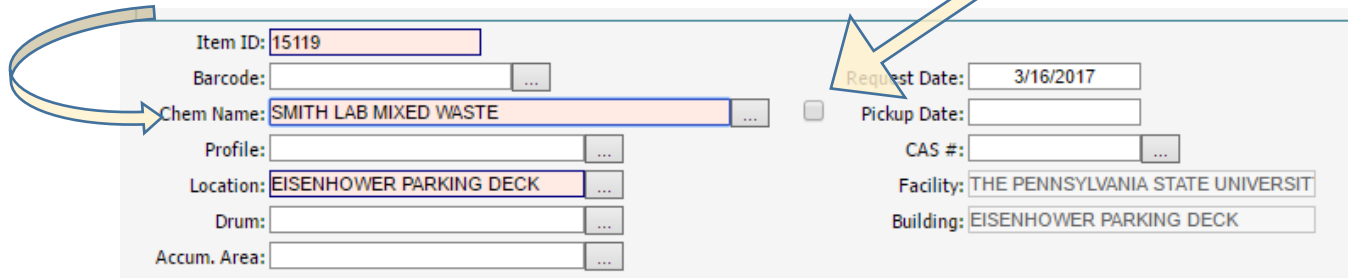


**HOW TO CREATE A MIXED CHEMICAL WASTE DISPOSAL REQUEST**

1. Click on "Add Item for Pickup"

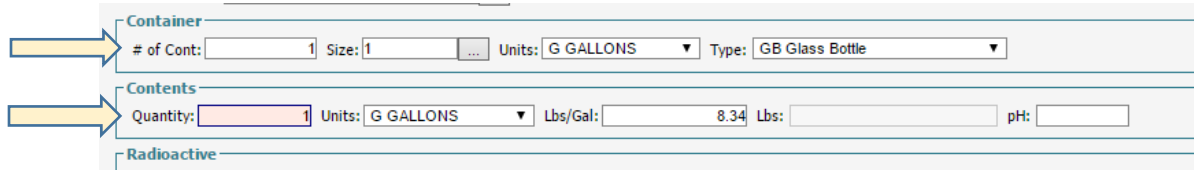


2. Name your mixture (Smith Lab Mixed Waste)



Item ID: 15119  
 Barcode:   
 Chem Name: SMITH LAB MIXED WASTE  
 Profile:   
 Location: EISENHOWER PARKING DECK  
 Drum:   
 Accum. Area:   
 Request Date: 3/16/2017  
 Pickup Date:   
 CAS #:   
 Facility: THE PENNSYLVANIA STATE UNIVERSIT  
 Building: EISENHOWER PARKING DECK

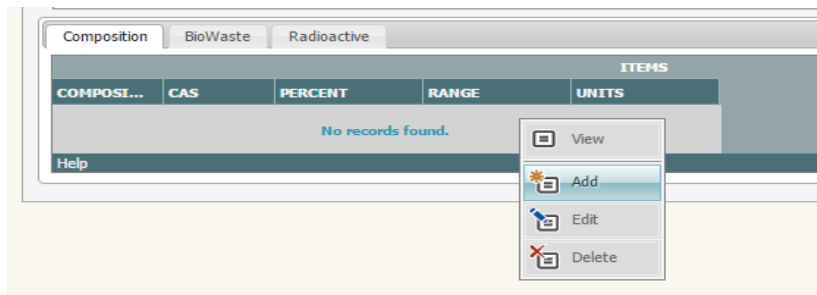
3. Fill in # of containers, container size and type, and content amount (Container AND Contents boxes)



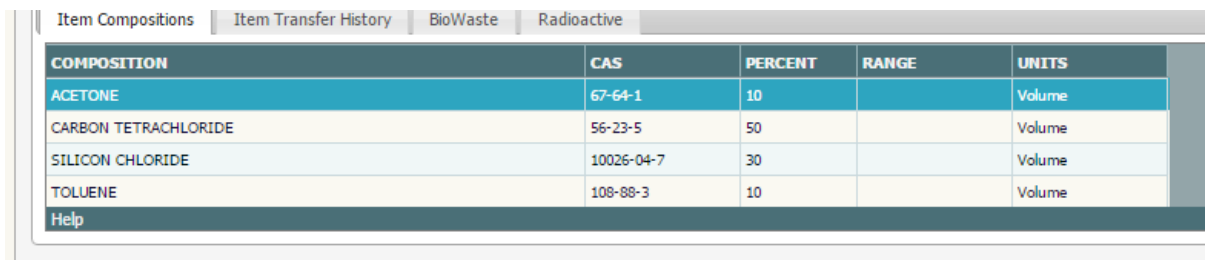
Container  
 # of Cont: 1 Size: 1 Units: G GALLONS Type: GB Glass Bottle  
 Contents  
 Quantity: 1 Units: G GALLONS Lbs/Gal: 8.34 Lbs: pH:

**VERY IMPORTANT NEXT STEP**

4. Tell us what is in your mixture (RIGHT CLICK on Composition box at bottom of the page, LEFT CLICK on "Add").



5. (RIGHT CLICK) on your 1<sup>st</sup> constituent to add 2nd chemical in the mixture.
6. Review and click "save" (Top Right corner of page) to submit.



COMPOSITION	CAS	PERCENT	RANGE	UNITS
ACETONE	67-64-1	10		Volume
CARBON TETRACHLORIDE	56-23-5	50		Volume
SILICON CHLORIDE	10026-04-7	30		Volume
TOLUENE	108-88-3	10		Volume